








1. Features

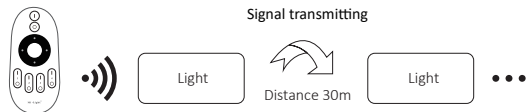
Product adopt the widely used 2.4GHz wireless technology with the features of low power consumption, long signal transmitting and strong anti-interference, etc. Product has auto-transmitting function. Widely used on the controlling of hotel lighting and home lighting.

Dual White LED Light

- | | |
|--|---|
|  Color temperature
2700K~6500K |  Remote control
Control distance 30m |
|  Dim brightness |  Smartphone app control
(2.4GHz gateway is needed) |
|  2.4G RF wireless
transmission technology |  Support third party voice control
(2.4GHz gateway is needed) |
|  Signal transmitting | |

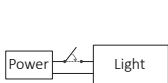
2. Signal transmitting

One light can transmit the signals from the remote control to another light within 30m, as long as there is a light within 30m, the remote control distance can be limitless.



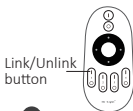
3. Linking Code / Unlinking Code Instructions

Linking Code Instructions



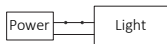
1

Switch off light, after 10 seconds then switch on again.



2

Short press " I " button 3 times within 3 seconds when light on.



3

Lights blink 3 times slowly means linking is done successfully.



Linking failed if light is not blinking slowly, Please follow above steps again.
(Note: Light that have linked can't link again)

Unlinking Code Instructions



1

Switch off light, after 10 seconds then switch on again.



2

Short press " I " button 5 times within 3 seconds when light on.



3

Lights blink 10 times quickly means unlinking is done successfully.



Unlinking failed if light is not blinking quickly, Please follow above steps again.
(Note: Light haven't linked that don't need to unlink)

Compatible with these remote controls (Purchased separately)



FUT006



FUT007



B2 / T2



K1 / K1-B



S1-B / S1-W
S1-G



WL-Box 1

4. Scan QR code to watch video instruction



Smartphone app control
(WL-Box1 video)



Third party voice control

5. Attention

1. Please check whether the voltage of the power supply is in accordance with the light, and please check the connection of both the cathode and anode, otherwise the light will be broken.
2. Please don't connect wires with power on. Please turn on again only when it is in right connection and no short circuit.
3. Non-professional user cannot dismantle the lighting fixtures directly.
4. Please do not use the light in the place with widely range metal area or strong electromagnetic wave nearby, otherwise, the remote distance will be seriously affected.

Made in China



Light can not
use in humid area