

High Voltage RGB Dimming LED Driver

Model No.: HF3-P400V210

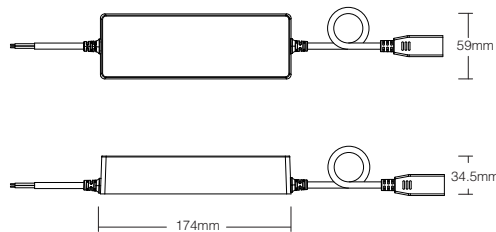
1. Features

This item is made by 2.4G wireless transfer technology with low consumption and anti-interference. It supports PWM dimming without any flashing and it's built-in power driver which is easy to power on device and protect LED chip. There is overload protection.

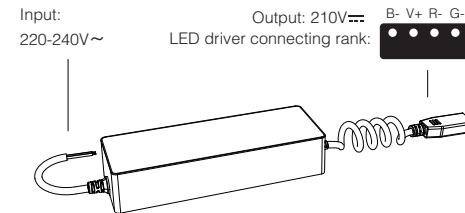
-  16 Millions of colors to choose
-  Mix red, green and blue light to adjust color temperature
-  Dim brightness/ Saturation
-  2.4G RF wireless transmission technology
-  Signal transmitting & Modes synchronization
-  Remote control
Control distance 30m
-  Smartphone App control
(2.4GHz gateway is needed)
-  Support third party voice control
(2.4GHz gateway is needed)

2. Parameters

Model No.: HF3-P400V210
 Input Voltage: 220-240V~ 50/60Hz
 Input Current: Max 4.1A@230V~
 Output Voltage: 210V~
 Output Current: Max 1.9A
 Rated Power: Max 400W
 Efficiency: 94%
 Control Distance: 30m
 Working Temp.: -10~40°C
 Storage Temp.: -40~80°C
 Working Humidity: 20~95%RH, non-condensing
 Overload Protection: limited power



3. Connection Diagram



4. Link Code / Unlink Code with remote

Link code

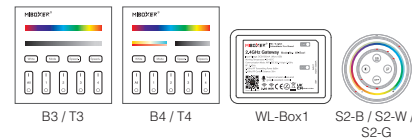
- Switch off LED driver, switch on again after 10 seconds.
- Short press zone " | " or " ON " 3 times on remote within 3 seconds, light blinking 3 times slowly means the linking is done successfully.

Note: The " ON " key for FUT089 remote don't support to link code.

Unlink code

- Switch off LED driver, switch on again after 10 seconds.
- Short press zone " | " or " ON " 5 times on remote within 3 seconds, light blinking 10 times quickly means the unlinking is done successfully.

Compatible with following remote controls
(Purchase separately)



NOTE:

Light will work after linking with remote control;
for more details, pls read the remote instruction.

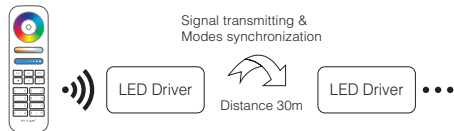
5. Auto-transmitting & Synchronization

Signal transmitting

LED driver can transmit the signals from the remote control to another one within 30m, as long as there is LED driver within 30m, the remote control distance is unlimited.

Modes synchronization

Different LED driver can work synchronously when they are started at different times, controlled by the same remote, under same dynamic mode and within 30m distance.



6. Dynamic mode selection

Select dynamic mode table 1:

LED driver is powered off for 10 seconds and then powered on. Press the " S+ " button 5 times within 3 seconds, the blue light blink 3 times slowly, selection is done successfully.

Select dynamic mode table 2:

LED driver is powered off for 10 seconds and then powered on. Press the " S- " button 5 times within 3 seconds, the yellow light blink 3 times slowly, selection is done successfully.

Dynamic mode table 1 (default in factory)

Number	Dynamic Mode	Brightness / Saturation / Speed
1	Mardi Gras	Adjustable
2	Automatic color change	
3	Sam	
4	Gemstone	
5	Twilight	
6	American	
7	Fat Tuesday	
8	Party	
9	Slow Color Splash	

Dynamic mode table 2 (need to switch manually)

Number	Dynamic Mode	Brightness / Saturation / Speed
1	Colors gradual change	Adjustable
2	White light Gradual change	
3	RGB gradual change	
4	Seven colors jump to change	
5	Jump to change randomly	
6	Red light gradual change +Flash 3 times	
7	Green light gradual change +Flash 3 times	
8	Blue light gradual change +Flash 3 times	
9	White light gradual change +Flash 3 times	

7. Switch-OFF to change color instruction

Switch OFF (for 3 seconds); Switch-ON again	Switch-OFF (for over 3 seconds); Switch ON again
<p>Switch the colors and dynamic modes in turn</p> <ol style="list-style-type: none"> Static Red Static Green Static Blue Static Yellow Static Purple Static Cyan Static Cool White <p>8 to 16 is dynamic mode (Attention: default mode is dynamic mode table 1, users can switch to dynamic mode table 2 manually, please review details in No.6)</p>	Status before switch OFF

8. Attention

- Please check whether the input voltage supply is in accordance with the strip light driver.
- Non-professional user cannot dismantle the strip light driver directly, otherwise, it may and electric shock.
- The working temperature is -10~40°C; do not use the device to direct sunlight, moist and other high temperature area.
- Please do not use strip light driver around the mental area and high magnetic field, otherwise, it will badly affect the control distance.



Made in China