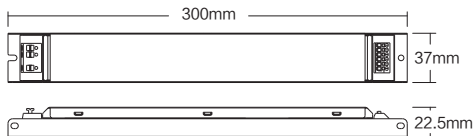


Features

The shell is made of galvanized material, with beautiful appearance. Support 2.4G RF remote control. Also support smartphone App control and 4G long distance control (2.4GHz Gateway is needed). Panel light driver has signal Auto-transmitting function, adopt the widely used 2.4GHz wireless technology with the features of low power consumption, long signal transmitting and strong anti-interference, etc. One compatible remote support control any qty the drivers at the same time. Widely used on the controlling of hotel lighting and home lighting.

Parameters

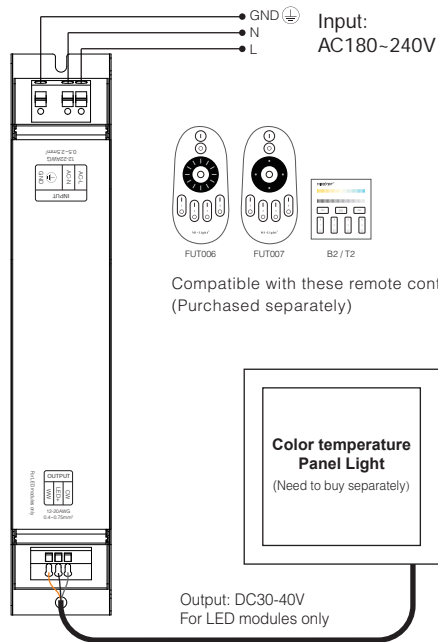
Product Name	Color Temperature Panel Light Driver	RGB+CCT Panel Light Driver
Model No.	PL2	PL5
Input Voltage	AC180~240V 50/60Hz	AC180~240V 50/60Hz
PF	>0.9	>0.9
Output Voltage	DC30-40V	DC30-40V
Output Current	(Constant Current)1A	(Constant Current)1A
Output Power	Max 40W	Max 40W
Controllable Channel	2 Channels	5 Channels
RF	2.4GHz	2.4GHz
Remote Control Distance	30m	30m
ta: 50°C tc: 85°C		



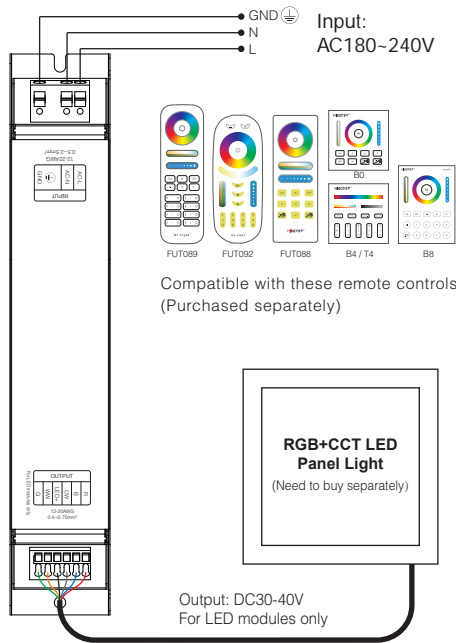
40W Color Temperature Panel Light Driver Model No.: PL2
40W RGB+CCT Panel Light Driver Model No.: PL5

0302-2

PL2 Color temperature panel light driver connection diagram



PL5 RGB+CCT panel light driver connection diagram

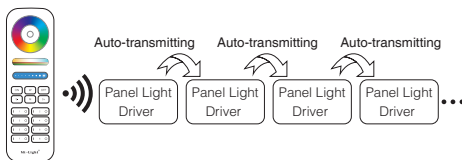


Link / Unlink

Lighting can be working after linking with remote; for more details, pls read the remote instruction.

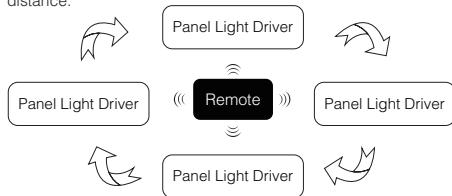
Auto-transmitting Diagram

One panel light driver can transmit the signals from the remote control to another panel light driver within 30m, as long as there is a panel light driver within 30m, the remote control distance can be limitless.



Auto-synchronization function

Different panel light driver can work synchronously when they are started at different times, controlled by the same remote, under same dynamic mode and with same speed, and within 30m distance.



Attention

1. Please check whether the input voltage of the power supply is in accordance with the panel light driver required, and please check the correct connection of both the cathode and anode.
2. Please don't connect wires with power on. Please turn on again only when it is in right connection and no short circuit.
3. Please do not use the panel light driver in the place with widely range metal area or strong electromagnetic wave nearby, otherwise, the remote distance will be seriously affected.



Made in China