

1. Features

This product uses WiFi + Bluetooth + 2.4G wireless transmission technology, low power consumption, strong anti-interference ability.

WiFi + Bluetooth connect network can greatly enhance the connect network experience. When the router is disconnected, Bluetooth can also directly connect and control equipment at close range.

After successful network configuration using **[MiBoxer Smart]** app to achieve wireless dimming, remote control, group control, scene control, timing control, music movement, biorhythm, sleep plan, wake plan, one key execution, automation, etc. functions. And it supports 2.4G remote control.



16 Millions of colors to choose



Color temperature adjustable



Dim brightness / Saturation



2.4G RF wireless transmission technology



WiFi wireless control support long-range control



Auto-transmitting & Synchronization (only for remote control dimming)



Device sharing



Tap-to-Run & automation



Timing setting / countdown turn on / off LED light



DMX512 controllable (DMX512 LED transmitter is needed)



Remote control Control distance 30m



Smartphone app control



Support third party voice control



Group contro



Biorhythm



Support music rhythm



Sleep / wakeup plan



Support scene customization



Do not disturb mode

2. Dynamic mode table selection (only for remote control)

Select dynamic mode table 1: The light is powered off for 10 seconds and then powered on. Within 3 seconds, press the "S+" button 5 times, the blue light blink 3 times slowly, indicating successfully.

Select dynamic mode table 2: The light is powered off for 10 seconds and then powered on. Within 3 seconds, press the "S-" button 5 times, and the yellow light blink 3 times slowly, indicating successfully.

Dynamic mode table 1 (default)

Number	Dynamic Mode	Brightness / Saturation / Speed
1	Mardi Gras	Adjustable
2	Automatic color change	
3	Sam	
4	Gemstone	
5	Twilight	
6	American	
7	Fat Tuesday	
8	Party	
9	Slow Color Splash	

Dynamic mode table 2 (need to switch manually)

Number	Dynamic Mode	Brightness / Saturation / Speed
1	Colors gradual change	Adjustable
2	White light Gradual change	
3	RGB gradual change	
4	Seven colors jump to change	
5	Jump to change randomly	
6	Red light gradual change +Flash 3 times	
7	Green light gradual change +Flash 3 times	
8	Blue light gradual change +Flash 3 times	
9	White light gradual change +Flash 3 times	


3. Auto transmitting & Synchronization (only for remote control)

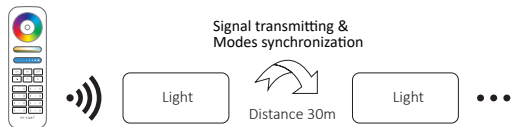
3.1 Signal transmitting

One light can transmit the signals from the remote control to another light within 30m, as long as there is a light within 30m, the remote control distance can be limitless.

3.2 Modes synchronization

Different lights can work synchronously when they are started at different times, light by the same remote, under same dynamic mode and within 30m distance.


 The same dynamic mode, the same speed can be synchronized.



4. Linking Code / Unlinking Code Instructions

Linking Code Instructions



 Linking failed if light is not blinking slowly, Please follow above steps again.
(Note: Light that have linked can't link again)

Unlinking Code Instructions



Unlinking failed if light is not blinking quickly, Please follow above steps again.
(Note: Light haven't linked that don't need to unlink)

Compatible with these remote controls (Purchased separately)



FUT089
FUT089-B



FUT088



FUT092
FUT092-B



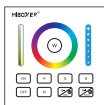
FUT096
FUT096-B



B8



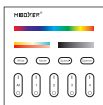
FUTD01



B0



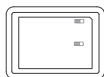
B3 / B3-B / T3



B4 / B4-B / T4



S2-B / S2-W
S2-G

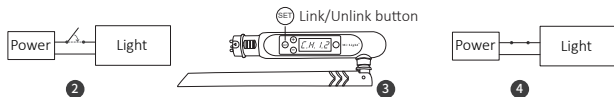


WL-Box1

6. DMX512 LED Transmitter Link/Unlink

Compatible with DMX512 LED Transmitter (Purchase separately)

- 1 Choose the zone for the light by pressing “+” or “-” (e.g. “CH12” means zone 12)



Link

Switch off the light,
after 10 seconds
switch on again

When the light is on, short
press “SET” 3 times within 3
seconds

The light blink slowly 3 times,
means the linking is done
successfully

Unlink

Switch off the light,
after 10 seconds
switch on again

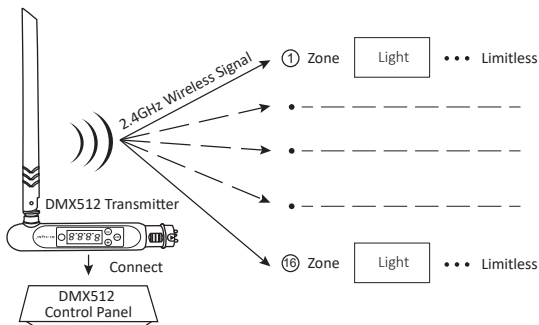
When the light is on, short
press “SET” 5 times within 3
seconds

The light blink quickly 10 times,
means the unlinking is done
successfully



If the link or unlink failed, please follow the above steps again.

7. DMX512 LED Transmitter Connection Diagram



8. Smartphone app control

1. Download and install [MiBoxer Smart] or [Tuya Smart] app

Search for [MiBoxer Smart] or [Tuya Smart] in Apple or Google store or scan following QR code to download and install the app.

Please click " Register " button to create account while using it in the first time, Log in directly if you already had account.



MiBoxer Smart



Tuya Smart

2. Network Configuration

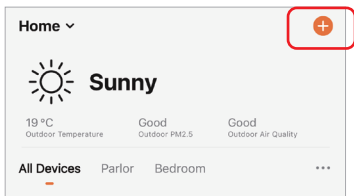
(1) Connect controller with power supply.

(2) Confirm indicator light is flashing quickly (2 flashes per second),

If indicator light isn't in fast flashing state, there are two ways to enter:

- Long press " SET " key until indicator light flashing quickly.
- Power off and on controller 3 times.

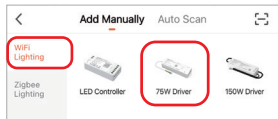
(3) Connect phone with home WiFi network in the 2.4GHz frequency.



(4) Open homepage of app and click " + " button at the upper right corner of page.


MiBoxer Smart app:

(5) Click " WiFi Lighting " on the left side of page and then click " 75W Driver "



Tuya Smart app:

(5) Click " Lighting " on the left side of page and then click " Light Source (BLE+Wi-Fi) "



(6) Follow app prompts to complete configuration.

9. Scan QR code to watch video instruction



Smartphone app control
(FUT035W-FUT039W video)



Third party voice control

10. Attention

1. Please check whether the voltage of the power supply is in accordance with the light, and please check the connection of both the cathode and anode, otherwise the light will be broken.
2. Please don't connect wires with power on. Please turn on again only when it is in right connection and no short circuit.
3. Non-professional user cannot dismantle the lighting fixtures directly.
4. Please do not use the light in the place with widely range metal area or strong electromagnetic wave nearby, otherwise, the remote distance will be seriously affected.

Made in China

